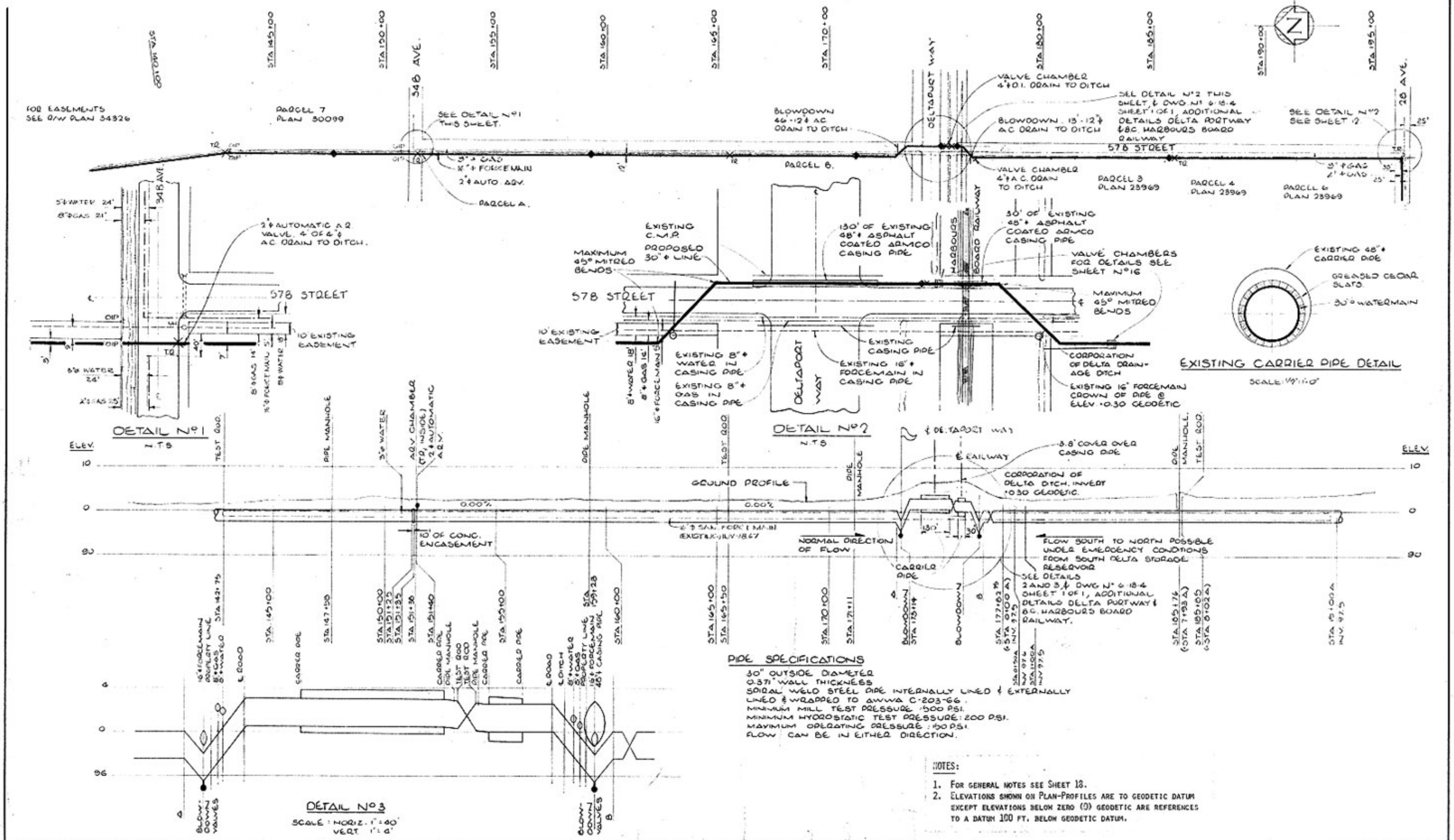

PIPE SPECIFICATIONS

30" OUTSIDE DIAMETER
0.371" WALL THICKNESS
SPIRAL WELD STEEL PIPE INTERNALLY LINED & EXTERNALLY LINED & WRAPPED TO AWWA C-203-66.
MINIMUM MILL TEST PRESSURE: 500 P.S.I.
MINIMUM HYDROSTATIC TEST PRESSURE: 200 P.S.I.
MAXIMUM OPERATING PRESSURE: 150 P.S.I.
FLOW CAN BE IN EITHER DIRECTION.

NOTES:

1. FOR GENERAL NOTES SEE SHEET 18.
2. ELEVATIONS SHOWN ON PLAN-PROFILES ARE TO GEODETIC DATUM EXCEPT ELEVATIONS BELOW ZERO (0) GEODETIC ARE REFERENCES TO A DATUM 100 FT. BELOW GEODETIC DATUM.

REVISIONS	ISSUE	DATE	DRN	CKD	APP'D	DESCRIPTION
	B					AMMENDED PLAN TO USE EXISTING CARRIER PIPE'S
	C					AMMENDED CASING PIPE PROFILE
	D					AS CONSTRUCTED.

ISSUE	DATE	DRN	CKD	APP'D	DESCRIPTION

DESIGNED:
DRAWN:
CHECKED:

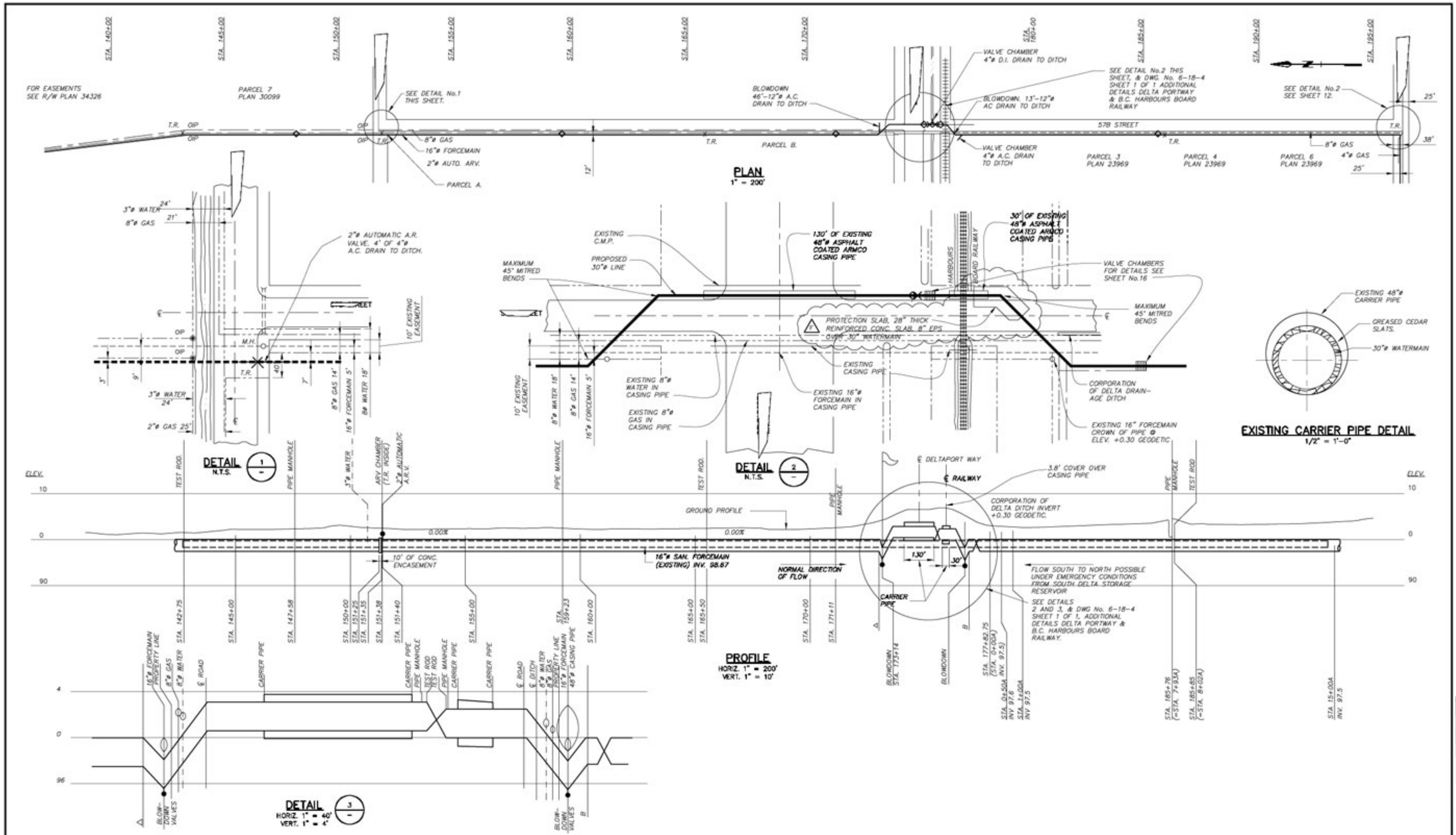

PIPE SPECIFICATIONS
30" OUTSIDE DIAMETER
0.371" WALL THICKNESS
SPIRAL WELD STEEL PIPE INTERNALLY LINED & EXTERNALLY LINED & WRAPPED TO AWWA C-203-66.
MINIMUM MILL TEST PRESSURE 500 P.S.I.
MINIMUM HYDROSTATIC TEST PRESSURE: 200 P.S.I.
MAXIMUM OPERATING PRESSURE: 150 P.S.I.
FLOW CAN BE IN EITHER DIRECTION.

NOTES:
1. FOR GENERAL NOTES SEE SHEET 18.
2. ELEVATIONS SHOWN ON PLAN-PROFILES ARE TO GEODETIC DATUM EXCEPT ELEVATIONS BELOW ZERO (0) GEODETIC ARE REFERENCES TO A DATUM 100 FT. BELOW GEODETIC DATUM.

Professional Seal

Issue	Date	Desin	Dr'n	Chkd	Appd	Description
F	MAR 2015	O&M	JKC	ACB	DL	PROTECTION SLAB OVER WATERMAIN ADDED
E	FEB 2015	O&M	PIBC	JKC	BWW	SCANNED AND VECTORIZED
D	JAN 75		AS		KMC	AS-CONSTRUCTED.
C	AUG 73		RK		DN	AMENDED CASING PIPE PROFILE
B	JUL 73		RK			AMENDED PLAN TO USE EXISTING CARRIER PIPES

Bar is 1" On Original Drawing. If Not On This Sheet, Adjust Scales Accordingly.

Design: JS.
Drawn: AS.
Checked: KRK
Approved
Manager

SCALE: AS-NOTED

SUPERSEDES PRINTS OF THIS DOCUMENT CODE WITH LETTERS PREVIOUS TO → F

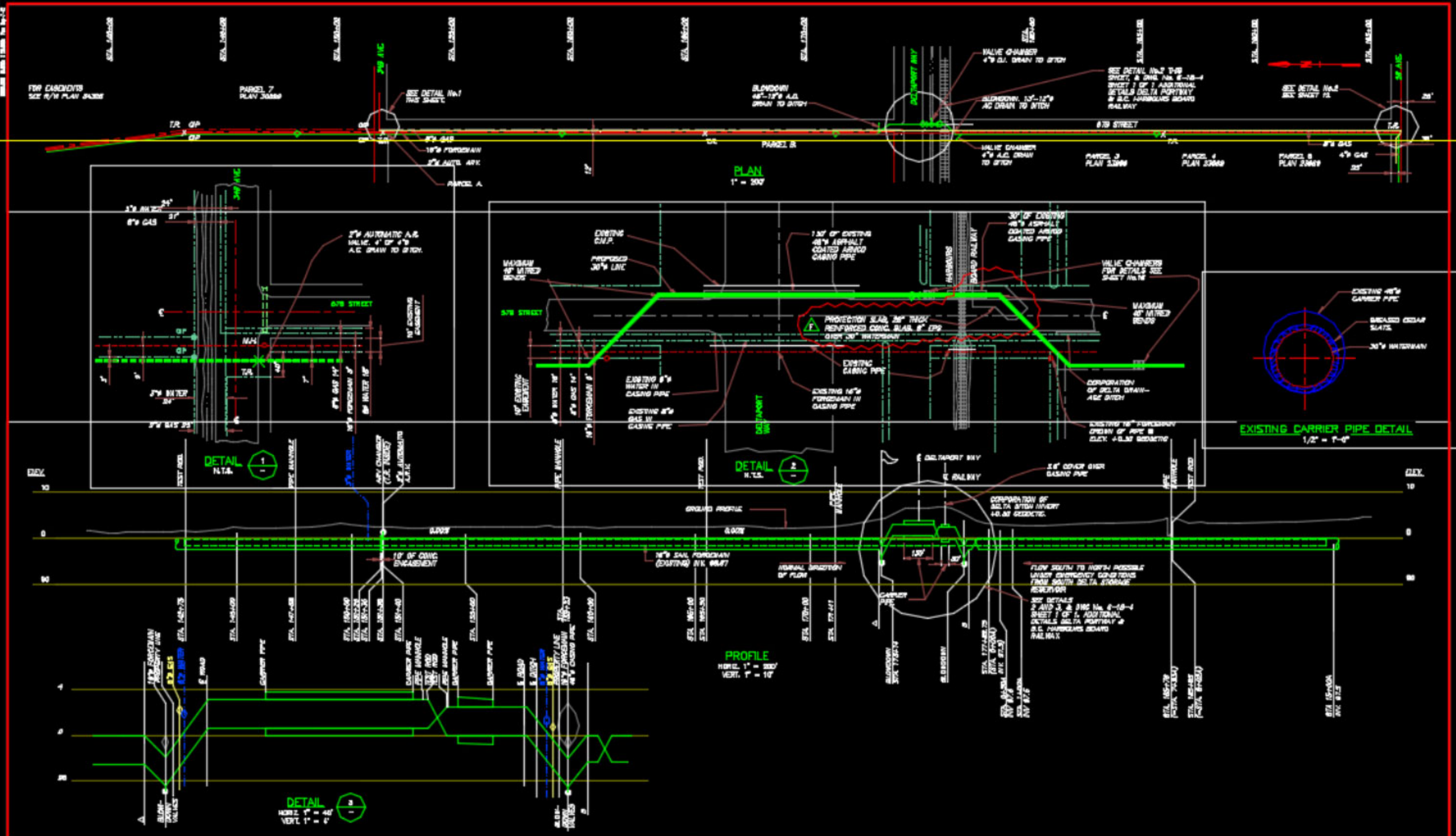

PIPE SPECIFICATIONS
30" OUTSIDE DIAMETER
0.375" WALL THICKNESS
SPIRAL WELD STEEL PIPE INTERNALLY LINED & EXTERNALLY LINED & WRAPPED TO AWWA C-203-68.
MINIMUM WALL TEST PRESSURE 200 P.S.I.
MINIMUM HYDROSTATIC TEST PRESSURE 300 P.S.I.
MAXIMUM OPERATING PRESSURE 150 P.S.I.
FLOW CAN BE IN EITHER DIRECTION.

NOTES:
1. FOR GENERAL NOTES SEE SHEET 16.
2. ELEVATIONS SHOWN ON PLAN-PROFILES ARE TO GEODETIC DATUM EXCEPT ELEVATIONS BELOW ZERO (0) GEODETIC ARE REFERENCED TO A DATUM 100 FT. BELOW GEODETIC DATUM.

Professional Seal

Mark	Date	Dwn	Ch'k	Chkd	Appd	Description
F	MAR 1993	DAMK	JMC	AKSA	DL	PROTECTION SLAB OVER WATERMAIN ADDED
E	FEB 2000	DAMK	F.BIC	AKS	BWW	SEAWIRED AND VEGTERIZED
D	JAN 76		AB		KBIC	AS-CONSTRUCTED
C	AUG 73		RK		CH	AMENDED CASING PIPE PROFILE
B	JUL 73		RK			AMENDED PLAN TO USE EXISTING CARRIER PIPES

Bar is 1" On Original Drawing. If Not On This Sheet, Adjust Scales Accordingly.

Design: JL
Drawn: AB
Checked: MPK
Approved
Manager

SUPERSEDES PRINTS OF THIS DOCUMENT CODE WITH LETTERS PREVIOUS TO F